

Application-Note

Firmware Update Tool

Version 8.11.00 and higher

Note

© Copyright by

FEIG ELECTRONIC GmbH
Industriestraße 1a
D-35781 Weilburg (Germany)
Tel.: +49 6471 3109-0
<http://www.feig.de>
identification-support@feig.de

With the edition of this document, all previous editions become void. Indications made in this manual may be changed without previous notice.

Copying of this document and giving it to others and the use or communication of the contents thereof are forbidden without express authority. Offenders are liable to the payment of damages. All rights are reserved in the event of the grant of a patent or the registration of a utility model or design.

Composition of the information in this document has been done to the best of our knowledge.

FEIG ELECTRONIC GmbH does not guarantee the correctness and completeness of the details given in this manual and may not be held liable for damages ensuing from incorrect or incomplete information. Since, despite all our efforts, errors may not be completely avoided, we are always grateful for your useful tips.

The instructions given in this manual are based on advantageous boundary conditions.

FEIG ELECTRONIC GmbH does not give any guarantee promise for perfect function in cross environments and does not give any guarantee for the functionality of the complete system which incorporates the subject of this document.

FEIG ELECTRONIC GmbH calls explicit attention that devices which are subject of this document are not designed with components and testing methods for a level of reliability suitable for use in or in connection with surgical implants or as critical components in any life support systems whose failure to perform can reasonably be expected to cause significant injury to human health. To avoid damage, injury or death the user or application designer must take reasonably prudent steps to protect against system failures.

FEIG ELECTRONIC GmbH assumes no responsibility for the use of any information contained in this document and makes no representation that they are free of patent infringement. FEIG ELECTRONIC GmbH does not convey any license under its patent rights nor the rights of others.

OBID *i-scan*® is a registered trademark of FEIG ELECTRONIC GmbH

This product includes software developed by the OpenSSL Project for use in the OpenSSL Toolkit.
(<http://www.openssl.org/>)

Copyright (c) 1998-2008 The OpenSSL Project. All rights reserved.

This product includes software written by Tim Hudson (tjh@cryptsoft.com)
Copyright (C) 1995-1998 Eric Young (eay@cryptsoft.com). All rights reserved.

System requirements:

- Personal computer with x86-CPU with at least 1GHz
- Vista (32/64Bit) with 256MB RAM or Windows® 7/8/10 (32/64Bit)
- Windows®-compatible VGA graphics card with (1024 x 768 recommended)
- Hard disk with at least 10MB free space

Contents

System requirements:	2
1 Licensing Agreement Concerning Use of Software “FEIG Firmware Update Tool” 4	
2 Third-party Licensing agreements	6
2.1 Licensing agreement of openssl organization	6
3 Safety Instructions / Warning - Read before start-up!	10
4 Introduction	11
4.1 Supported Readers	12
4.2 Discontinued Support	14
4.2.1 Discontinued since v8.04.01	14
4.3 Revision History of FEIG Firmware Update Tool.....	15
5 The update step by step	18
5.1 Detection and selection of the reader	18
5.1.1 Additional Options for Logging	19
5.1.2 Using RS232 to RS232TTL converter	20
5.2 Selection of the new firmware	21
5.3 Verifying of the data	23
5.4 Start update process	24
5.4.1 Finishing Update	25
6 If the update failed	26
6.1 Restart Update	26
6.2 Update using the hardware flash loader	26

1 Licensing Agreement Concerning Use of Software “FEIG Firmware Update Tool”

This is an agreement between you and FEIG ELECTRONIC GmbH (hereafter "FEIG") for use of provided Software and all there parts (application program, libraries, etc.) and the included documentation, hereafter called licensing material. By installing and using the licensing material you agree to all terms and conditions of this agreement without exception and without limitation. If you are not or not completely in agreement with the terms and conditions, you may not install the licensing material or use it in any way.

§1 Object and scope of the agreement

1. FEIG grants you the non exclusive right to install the licensing material provided and to use it under the following conditions.
2. You may install all components of the licensing material on a hard disk or an other storage medium. The installation and use may also be done on a network fileserver. You may create backup copies of the licensing material. Further you are allowed to install and use the licensing material in-house unlimited.
3. The licensing material may only be used in conjunction with devices which are developed and / or produced by FEIG.
4. This license material can depend on third-party software. In case of the use of this third-party software the listed license agreements in chapter 2. Third-party Licensing agreements have to be applied.

§2 Protection of the licensing material

1. The licensed material is the intellectual property of FEIG and its suppliers. It is protected in accordance with copyright, international agreements and relevant national statutes where it is used. The structure, organization and code of the software are a valuable business secret and confidential information of FEIG and its suppliers.
2. You agree not to change, modify, adapt, translate, reverse engineer, decompile, disassemble or otherwise attempt to discover the source code of the licensed material.
3. To the extent that FEIG has applied protection marks, such as copyright marks and other legal restrictions in the licensing material, you agree to keep these unchanged and to use them unchanged in all complete or partial copies which you make.
4. The publication and transmission to third parties of licensed material prohibited as long as no explicit agreement to the contrary has been established between you and FEIG.

§3 Warranty and liability limitations

1. You agree with FEIG that it is not possible to develop electronic data processing programs such that they are without defect for all application conditions. FEIG calls explicit attention to the fact that the installation of a new program may affect already existing software, including software which does not run simultaneous with the new software. In no event will FEIG be liable to you for any consequential, incidental or special damages, including any lost profits or lost savings. If you want to be sure that no already installed program will be affected, you may not install the licensed material.
2. FEIG calls explicit attention to the fact that the use of the licensed material may result irreversible settings and adjustments to devices which may in turn destroy or otherwise make them unusable. FEIG assumes no liability for such actions whether knowingly or unknowingly.
3. FEIG provides the software "as is" and without any warranty. FEIG cannot guarantee the performance or the results you obtain from using the licensed material. FEIG assumes no liability or guarantee that the protection rights of third parties are not violated, nor that the software is suitable for a particular purpose.
4. FEIG call explicit attention the licensed material is not designed with components and testing for a level of reliability suitable for use in or in connection with surgical implants or as critical components in any life support systems whose failure to perform can reasonably be expected to cause significant injury to a human.

To avoid damage, injury, or death, the user or application designer must take reasonably prudent steps to protect against system failures.

§4 final clause

1. This Agreement contains the complete licensing terms and conditions and supersedes any prior agreements and terms. Changes and additions must be made in writing.
2. If any provision in this agreement is declared to be void, or if for any reason is declared to be invalid or of no effect, the remaining provisions shall be in no manner affected thereby but shall remain in full force and effect. Both parties agree to replace the invalid provision with one which comes closest to its original intention.
3. This agreement is subject to the laws of the Federal Republic of Germany. Place of jurisdiction is Frankfurt a. M.

Please direct any questions pertaining to this agreement to:

FEIG ELECTRONIC GmbH
Lange Strasse 4,
D-35781 Weilburg-Waldhausen
- Germany -
Fon: +49 6471 / 3109-0
Fax: +49 6471 / 3109-99
e-mail: identification-support@feig.de
<http://www.feig.de>

2 Third-party Licensing agreements

2.1 Licensing agreement of openssl organization

The following license issues are to be applied in the case that encrypted data transmission is used.

LICENSE ISSUES

=====

The OpenSSL toolkit stays under a dual license, i.e. both the conditions of the OpenSSL License and the original SSLeay license apply to the toolkit. See below for the actual license texts. Actually both licenses are BSD-style Open Source licenses. In case of any license issues related to OpenSSL

please contact openssl-core@openssl.org.

OpenSSL License

=====

Copyright (c) 1998-2008 The OpenSSL Project. All rights reserved.

Redistribution and use in source and binary forms, with or without modification, are permitted provided that the following conditions are met:

1. Redistributions of source code must retain the above copyright notice, this list of conditions and the following disclaimer.

2. Redistributions in binary form must reproduce the above copyright notice, this list of conditions and the following disclaimer in the documentation and/or other materials provided with the distribution.

3. All advertising materials mentioning features or use of this software must display the following acknowledgment:

"This product includes software developed by the OpenSSL Project for use in the OpenSSL Toolkit.
(<http://www.openssl.org/>)"

4. The names "OpenSSL Toolkit" and "OpenSSL Project" must not be used to endorse or promote products derived from this software without prior written permission. For written permission, please contact openssl-core@openssl.org.

5. Products derived from this software may not be called "OpenSSL" nor may "OpenSSL" appear in their names without prior written permission of the OpenSSL Project.

6. Redistributions of any form whatsoever must retain the following acknowledgment:

"This product includes software developed by the OpenSSL Project for use in the OpenSSL Toolkit (<http://www.openssl.org/>)"

THIS SOFTWARE IS PROVIDED BY THE OpenSSL PROJECT ``AS IS'' AND ANY EXPRESSED OR IMPLIED WARRANTIES, INCLUDING, BUT NOT LIMITED TO, THE IMPLIED WARRANTIES OF MERCHANTABILITY AND FITNESS FOR A PARTICULAR PURPOSE ARE DISCLAIMED. IN NO EVENT SHALL THE OpenSSL PROJECT OR ITS CONTRIBUTORS BE LIABLE FOR ANY DIRECT, INDIRECT, INCIDENTAL, SPECIAL, EXEMPLARY, OR CONSEQUENTIAL DAMAGES (INCLUDING, BUT NOT LIMITED TO, PROCUREMENT OF SUBSTITUTE GOODS OR SERVICES; LOSS OF USE, DATA, OR PROFITS; OR BUSINESS INTERRUPTION) HOWEVER CAUSED AND ON ANY THEORY OF LIABILITY, WHETHER IN CONTRACT, STRICT LIABILITY, OR TORT (INCLUDING NEGLIGENCE OR OTHERWISE) ARISING IN ANY WAY OUT OF THE USE OF THIS SOFTWARE, EVEN IF ADVISED OF THE POSSIBILITY OF SUCH DAMAGE.

=====

This product includes cryptographic software written by Eric Young (eay@cryptsoft.com). This product includes software written by Tim Hudson (tjh@cryptsoft.com).

IDENTIFICATION

Original SSLeay License

Copyright (C) 1995-1998 Eric Young (eay@cryptsoft.com) All rights reserved.

This package is an SSL implementation written by Eric Young (eay@cryptsoft.com).

The implementation was written so as to conform with Netscapes SSL.

This library is free for commercial and non-commercial use as long as the following conditions are aheared to. The following conditions apply to all code found in this distribution, be it the RC4, RSA, lhash, DES, etc., code; not just the SSL code. The SSL documentation included with this distribution is covered by the same copyright terms except that the holder is Tim Hudson (tjh@cryptsoft.com).

Copyright remains Eric Young's, and as such any Copyright notices in the code are not to be removed.

If this package is used in a product, Eric Young should be given attribution as the author of the parts of the library used.

This can be in the form of a textual message at program startup or in documentation (online or textual) provided with the package.

Redistribution and use in source and binary forms, with or without modification, are permitted provided that the following conditions are met:

1. Redistributions of source code must retain the copyright notice, this list of conditions and the following disclaimer.

2. Redistributions in binary form must reproduce the above copyright notice, this list of conditions and the following disclaimer in the documentation and/or other materials provided with the distribution.

3. All advertising materials mentioning features or use of this software must display the following acknowledgement:

"This product includes cryptographic software written by Eric Young (eay@cryptsoft.com)"

The word 'cryptographic' can be left out if the rouines from the library being used are not cryptographic related :-).

4. If you include any Windows specific code (or a derivative thereof) from the apps directory (application code) you must include an acknowledgement:

"This product includes software written by Tim Hudson (tjh@cryptsoft.com)"

THIS SOFTWARE IS PROVIDED BY ERIC YOUNG ``AS IS'' AND ANY EXPRESS OR IMPLIED WARRANTIES, INCLUDING, BUT NOT LIMITED TO, THE IMPLIED WARRANTIES OF MERCHANTABILITY AND FITNESS FOR A PARTICULAR PURPOSE

IDENTIFICATION

ARE DISCLAIMED. IN NO EVENT SHALL THE AUTHOR OR CONTRIBUTORS BE LIABLE FOR ANY DIRECT, INDIRECT, INCIDENTAL, SPECIAL, EXEMPLARY, OR CONSEQUENTIAL DAMAGES (INCLUDING, BUT NOT LIMITED TO, PROCUREMENT OF SUBSTITUTE GOODS OR SERVICES; LOSS OF USE, DATA, OR PROFITS; OR BUSINESS INTERRUPTION) HOWEVER CAUSED AND ON ANY THEORY OF LIABILITY, WHETHER IN CONTRACT, STRICT LIABILITY, OR TORT (INCLUDING NEGLIGENCE OR OTHERWISE) ARISING IN ANY WAY OUT OF THE USE OF THIS SOFTWARE, EVEN IF ADVISED OF THE POSSIBILITY OF SUCH DAMAGE.

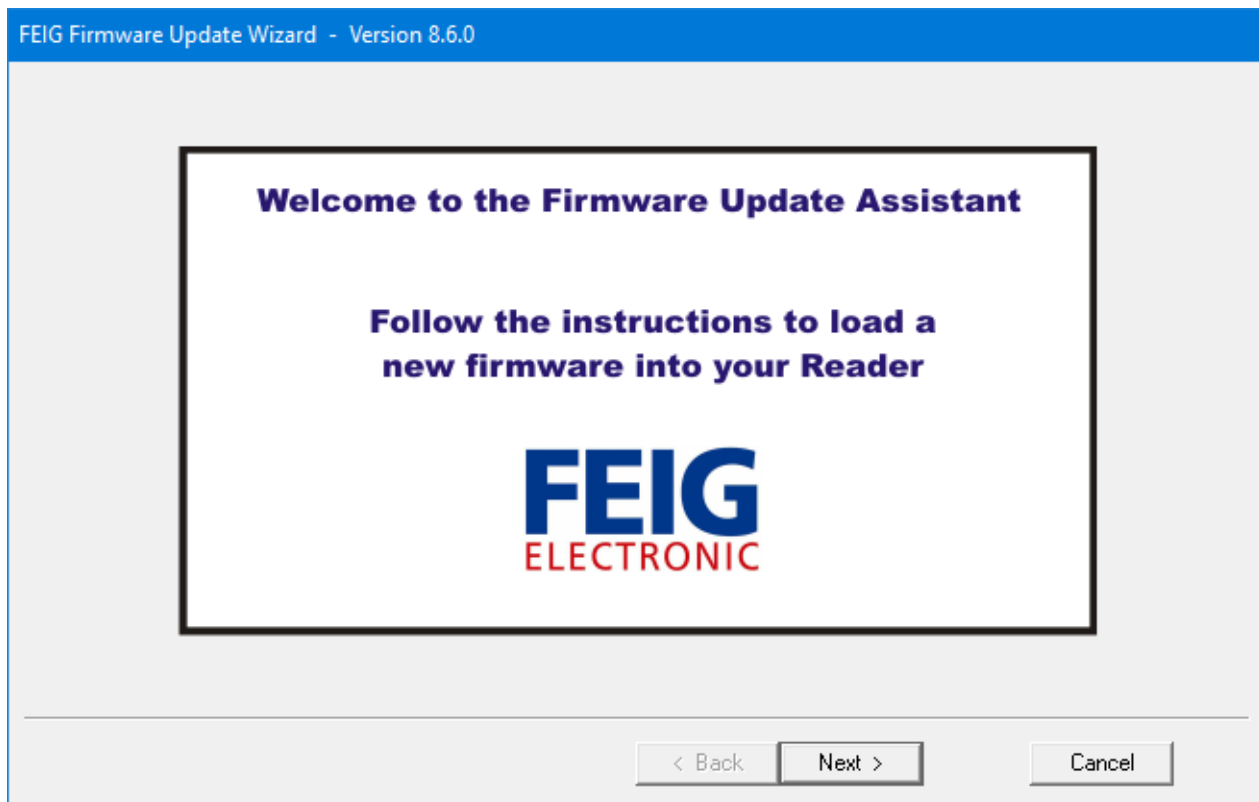
The licence and distribution terms for any publically available version or derivative of this code cannot be changed. i.e. this code cannot simply be copied and put under another distribution licence [including the GNU Public Licence.]

3 Safety Instructions / Warning - Read before start-up!

- ▶ The device may only be used for the intended purpose designed by the manufacturer.
- ▶ The operation manual should be conveniently kept available at all times for each user.
- ▶ Unauthorized changes and the use of spare parts and additional devices which have not been sold or recommended by the manufacturer may cause fire, electric shocks or injuries. Such unauthorized measures shall exclude any liability by the manufacturer.
- ▶ The liability-prescriptions of the manufacturer in the issue valid at the time of purchase are valid for the device. The manufacturer shall not be held legally responsible for inaccuracies, errors, or omissions in the manual or automatically set parameters for a device or for an incorrect application of a device.
- ▶ Repairs may only be executed by the manufacturer.
- ▶ Installation, operation, and maintenance procedures should only be carried out by qualified personnel.
- ▶ Use of the device and its installation must be in accordance with national legal requirements and local electrical codes.
- When working on devices the valid safety regulations must be observed.

4 Introduction

This program tool can be used to perform a firmware update by the IDENTIFICATION reader



4.1 Supported Readers

The following readers are supported:

FEIG HF and UHF reader:

- ID ISC.M02
- ID ISC.M02.M8-B
- ID ISC.MR/PR/PRH101
- ID ISC.MR102
- ID ISC.LR1002
- ID ISC.LR2500-A
- ID ISC.LR2500-B
- ID ISC.MU02.02
- ID ISC.PRH102
- ID ISC.PRHD102
- ID ISC.PRH200
- ID ISC.MRU102
- ID SPAD.U (with internal ID MRU102)
- ID ISC.LRU1002 (also in 2017 improved hardware)
- ID ISC.LRU3000 / LRU3500
- ID MAX.U1002 (also in 2017 improved hardware)
- ID ISC.ANT.U500/270-GA and -DM (with internal ID ISC.LRU1002)
- ID ISC.LRU500i-PoE and -BD
- ID MAX.U500i
- ID HyWEAR compact
- ID HyWEAR compact sR
- ID HyWEAR compact xT
- ID ECCO Smart HF-BLE
- D ECCO Smart 2D-HF-BLE

FEIG CPR reader:

- ID CPR.02
- ID CPR.M02
- ID CPR30.xx / ID CPR30+
- ID CPR30pro
- ID CPR40.xx
- ID CPR44.xx
- ID CPR46.xx
- ID CPR47.xx
- ID CPR50.xx
- ID CPR60.xx
- ID CPR74
- ID MAX50.xx

IDENTIFICATION

the classic reader (125kHz):

- ID RW/RWA40.30

the automatic antenna tuner:

- ID ISC.DAT (***Please read first the application note: N50801-1e-ID-B.pdf***)

the UHF antenna multiplexer:

- ID ISC.ANT.UMUX (***Please read first the application note: N80301-0e-ID-B.pdf***)

the Gate People counter:

- ID ISC.ANT1690/600-GPC
- ID ISC.ANT1700/740-GPC

Note:

- ***This FEIGFirmwareUpdateTool supports only firmware files with the extension “.xml”!***
- ***This FEIGFirmwareUpdateTool supports also the automatic installation of firmware package files, which can contain more than one firmware parts (e.g. RFC, ACC, FPGA).***

4.2 Discontinued Support

The support of the following readers is discontinued. Please use an older version of the Update Tool.

4.2.1 Discontinued since v8.04.01

- ID ISC.MR200
- ID ISC.LR2000 / LRM2000
- ID ISC.MRU200 / MRU200i
- ID ISC.LRU1000
- ID ISC.LRU2000 / LRMU2000 / LRU2000i
- ID CPR.04
- ID CPR20.xx
- ID CPR52.xx
- myAXXESS standard
- myAXXESS onTop

4.3 Revision History of FEIG Firmware Update Tool

Revision	Date	Description
8.11.00	2022-09-01	Mandatory version for update of LR1002, beginning with Firmware v02.05.00 Support for ID CPR30pro
8.10.00	2022-04-08	Support for bootloader update and mandatory tool version for ID CPR30+ Mandatory tool version for PRH200 up from firmware version 01.07.00
8.09.00	2021-12-01	Final Support for ID CPR30+
8.08.03	2021-10-14	Support of ID CPR30+
8.08.02	2021-04-01	Support of ID ECCO Smart 2D-HF-BLE
8.08.00	2020-12-16	Support for update of Barcode firmware in HyWEAR compact xT Support of ID HyWEAR compact sR
8.07.00	2020-08-10	Support of ID ECCO Smart HF-BLE
8.06.00	2020-05-11	Support of ID HyWEAR compact xT Support of ID SPAD.U Support of ID CPR60 bugfix for LRU3000 in detect dialog
8.05.00	2019-11-21	Recommended version for ID HyWEAR compact
8.04.01	2019-08-06	Support for Wifi-Module Update in ID HyWEAR compact Removed support of old Reader types
8.02.00	2019-03-18	Support of ID HyWEAR compact
8.01.01	2019-01-14	Bugfix for XML document version 2
8.01.00	2018-12-17	Support for ID ISC.LRU500i-PoE and -BD and ID MAX.U500i
8.00.02	2018-05-07	Workaroud for ID ISC.MR102 with Firmware Version 2.09.00
8.00.00	2018-01-15	Support for XML document version 2.0 with additional metadata
7.09.01	2017-09-25	Increased Timeout for ID ISC.LRU1002/ID MAX.U1002
7.09.00	2017-09-07	Support of ID ISC.ANT.U500/270-GA and -DM
7.08.00	2017-01-13	Support of ID CPR.74 Support of ID ISC.LRU1002/ID MAX.U1002 with improved hardware
7.07.00	2016-09-27	Support of ID CPR74 Support of improved ID ISC.LRU1002

IDENTIFICATION

7.06.00	2015-06-02	Modifications for ACC v3.0.0 of ID ISC.LR2500-A: special firmware package to support update of partition 0. Please note the Product Change Note for this firmware version
7.05.00	2015-04-23	Modifications for ACC v3.0.0 of ID ISC.LRU3x00: special firmware package to support update of partition 0. Please note the Product Change Note for this firmware version
7.01.03	2014-06-27	Support of ID MAX.U1002
7.01.02	2014-05-06	Support of WLAN-Module Update for ID ISC.PRH200
7.01.01	2014-03-20	Support of Bootloader Update for ID ISC.PRH200
7.01	2013-12-06	Support of OBID myAXXESS onTop, ID ISC.LRU1002 and ID ISC.PRH200
7.00.02	2013-06-13	Support of ID CPR47.xx Support for multiple detected USB-Readers
6.10.02	2012-12-17	Modification for ID ISC.LRU3000: Update process modified for new CONFIGfs partition
6.10	2012-10-02	Modification for ID ISC.LR1002: Update process changed for multiple banks Support of ID CPR20.xx and ID CPR46.xx
6.09	2012-02-01	Support of ID ISC.LR1002 and OBID myAXXESS standard
6.08	2011-04-04	Modification for ID ISC.LRU3000/3500: Update process changed for ACC to support large partitions Support of ID ISC.MRU102-A / -USB / -PoE Support of People Counter Update via reader ID ISC.LR2500-A / -B
6.06	2011-03-21	Support of ID ISC.MR102-PoE and ID ISC.LR2500-A
6.05	2011-01-31	Support of ID ISC.MR102-A / -B / -USB, ID ISC.LR2500-B, ID CPR30.xx and ID CPR52.xx
6.04	2010-09-02	Support of ID CPR.44.0x-4SCUSB-B
6.03	2010-06-21	Support of People Counter ID ISC.ANT1690/600-GPC and ID ISC.ANT1700/740-GPC. Update possible via reader ID ISC.LR(M)2000 Improved update of FPGA controller if firmware in reader is missing or wrong

Please note:

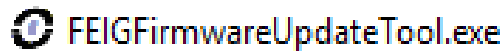
- *For the Update, it is recommended to configure the Host Mode in the reader.*

- ***Close all other running Windows® programs onto the PC.***
- ***Before an update on the LAN interface is started, the Windows Firewall should be switched off temporary.***
- ***Update over WLAN is not recommended if another interface is available.***
- ***Avoid any converters like USB to RS232 or RS232 to TCP/IP if it is possible.***
- ***For RS232/485 the maximum baudrate should be 38400 baud.***
- ***It is not recommended to use an USB-Hub for an update over USB. It is strongly recommended to connect the reader directly with an USB port at the PC.***
- ***Do not interrupt the power supply until the update process has not been finished.***
- ***If existing we recommend to use the TCP/IP interface.***
- ***After the successful installation of the new firmware the current version of the ISOStart / CPRStart demo program should be used to test the reader. The current version can be downloaded from the download area of FEIG ELECTRONIC GmbH.***
- ***If the update was not successful and the old firmware has been already deleted please call the customer support of FEIG ELECTRONIC GmbH.***

5 The update step by step

5.1 Detection and selection of the reader

1. Close any other running Windows programs onto your PC.
2. Start the program by double click on **FEIGFirmwareUpdateTool.exe**:



3. By using the RS232 / 485 interface enable the COM-Port and select the used COM-Port and Bus Address. If a RS232 to RS232TTL converter is used, click on the "More..." button and read the following chapters [5.1.2. Using RS232 to RS232TTL converter](#).
4. USB-interface: enable the USB Interface connection. It is strongly recommended to connect the reader directly with an USB port at the PC. The use of an USB-Hub can cause communication problems with the result of a damaged reader firmware.
5. For TCP/IP connection the TCP/IP must be enabled and the IP-Address and Port number must be set.
6. Click on the "Detect"-button. The connected reader must be displayed in the list.
7. Check the "Log Options" button and read chapter: [5.1.1. Additional Options for Logging](#)

FEIG Firmware Update Wizard - Version 8.6.0

FEIG ELECTRONIC

Please detect and select the Reader and press the 'Next' button.

Reader	Reader-Family	Device-ID	FW-Version
ID CPR74	OBID classic-pro	400836045	1.4.0

Port Settings:

☐ COM-Port Nr. BusAdr. 255

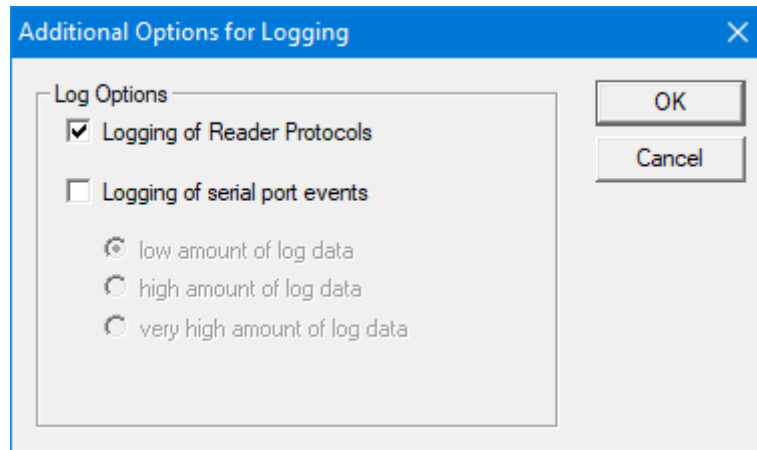
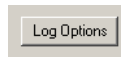
☒ USB

☐ TCP/IP IP-Adr. 192 . 168 . 0 . 0 Port 0

8. Click on the "Next"-button.

5.1.1 Additional Options for Logging

A logging option offers the possibility to store a log file while the update process runs. Within the Option window you have the chance to select the amount of log data. The most detailed information's are stored with the option "*very high amount of log data*". This offers FEIG ELECTRONIC GmbH the possibility to analyze the process in the case if a firmware update fails for any reason.



In the case of an error three log files will be stored in the folder of the FEIG Firmware Update Tool. Example:

```
FwUpdLogFile_ID ISC.M02.M8_D030810_T103212_SERIAL1.txt  
FECOM_LogFile_V02.08.11_ID ISC.M02.M8_D030810_T103212_SERIAL1.txt  
FEISC_LogFile_ID ISC.M02.M8_D030810_T103212_SERIAL1.txt
```

Please send these files to the IDENTIFICATION Customer support (identification-support@feig.de) for an analyze.

If the update finished without any problem the files will be deleted automatically.

5.1.2 Using RS232 to RS232TTL converter

The OBID i-scan® reader type ID ISC.ISC.M02 and the OBID® *classic-pro* reader types ID CPR.M02 and ID CPR.03 need a RS232 to RS232TTL (5V) converter:

RS232-TTL Converter

1962.000.00

Model 232LPTTL

B&B Electronic Ltd.



The OBID i-scan® reader types ID ISC.CPR40.0x-CD 3.3 will need a RS232 to RS232TTL (3,3V) converter.

RS232-TTL Converter

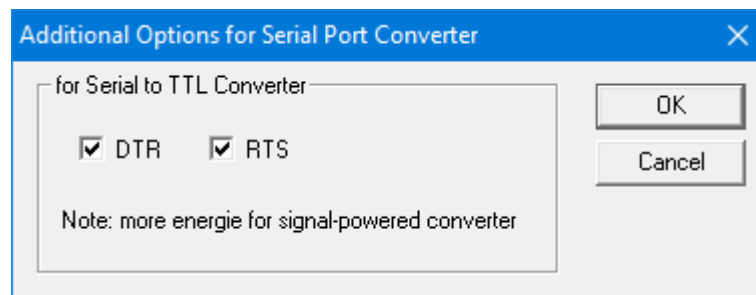
xxxx.000.00

Model 232LPTTL33

B&B Electronic Ltd.



By using a notebook it is sometimes necessary to enable the DTR and RTS signals to provide the converter with sufficient power. To do this you have to mark the DTR and RTS checkbox:



Click on "OK".

5.2 Selection of the new firmware

1. Click on the “**Select Path...**”-button and select the correct “*.xml”-file for the connected reader type. You can use separate files for each controller like “RFC, ACC, FPGA” or you can use a firmware package which includes all firmware files for all controllers in one file.

FEIG Firmware Update Wizard - Version 8.6.0

FEIG ELECTRONIC

Please select a file and press the 'Next' button.

P:\I-SCAN\CPR\CPR74\SOFTWARE\Versionen\V.01.06.00

Select Path...

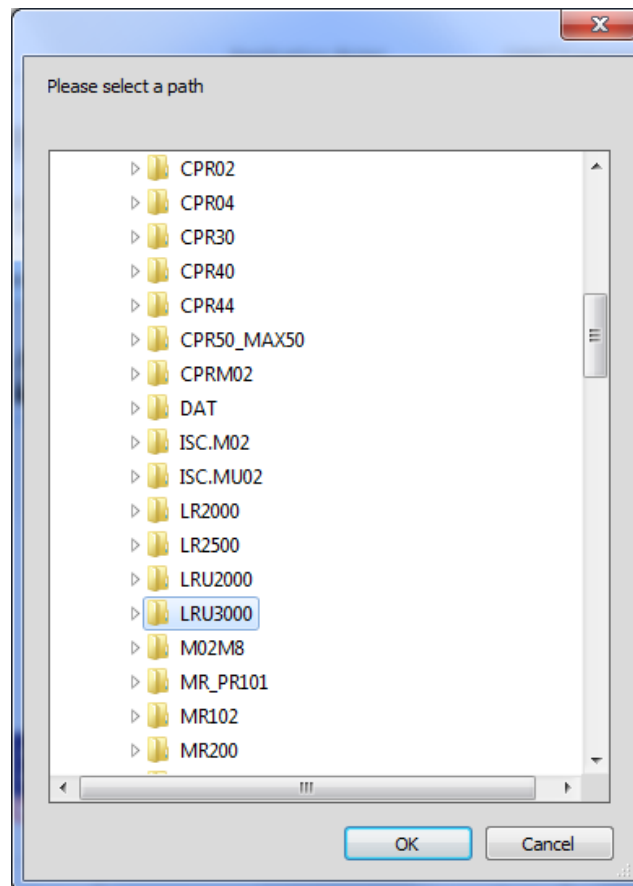
Firmware-Files	Date	Time
CPR74.xx-V.01.06.00.obid.fw.xml	2020-03-11	13:28:17

Log Options

< Back Next > Cancel

Please note that you have to use the new xml-file specification.
You can download the current version from our download area.

2. Choose the path where the new firmware is located.



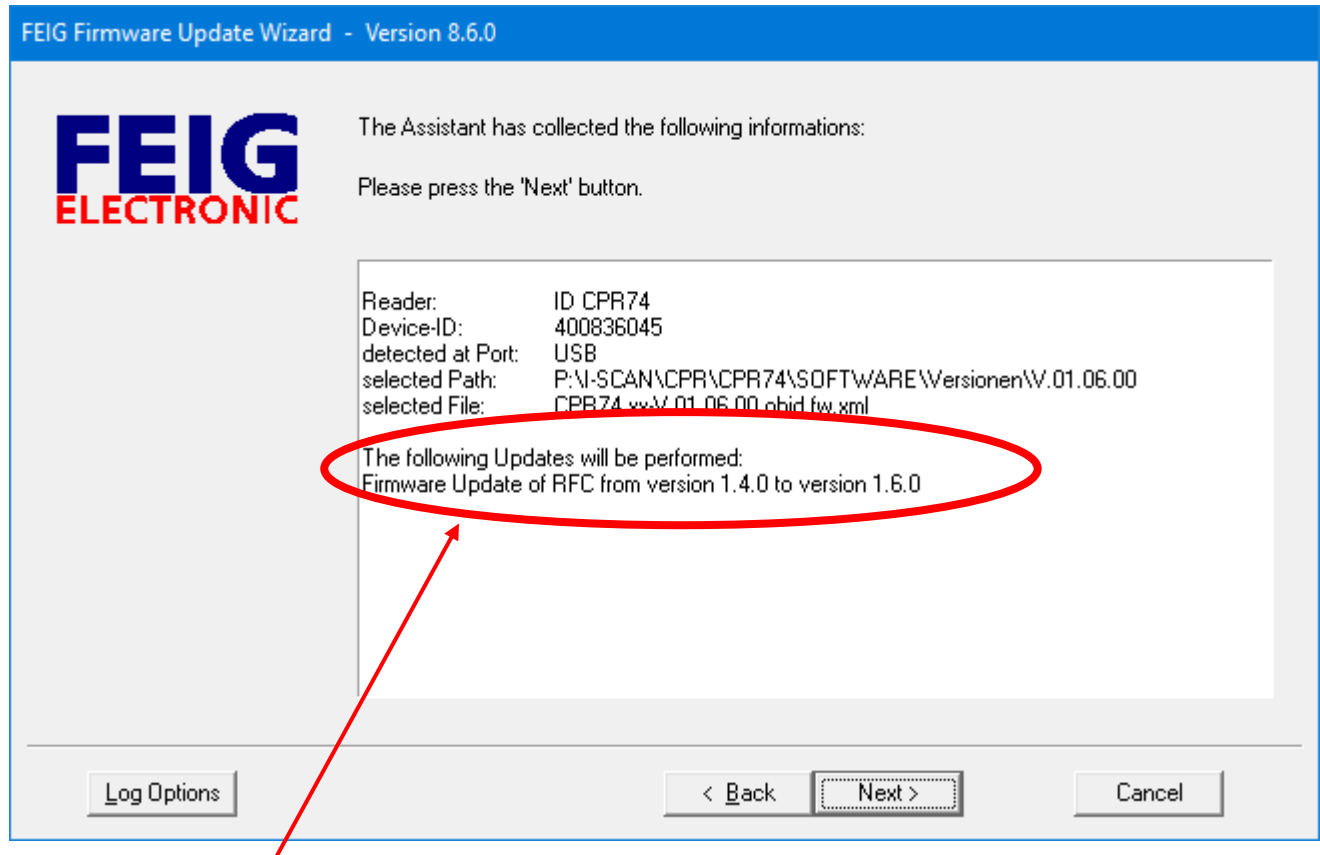
3. The correct firmware in the list must be marked:

Firmware-Files	Date	Time	
ISCLR3000 - 020100 - - ACC - 020200_E - FPG...	09/16/11	07:18:04	

4. Click on the "Next"-button.

5.3 Verifying of the data

1. Check the information in the next window. If all data are OK click on the “**Next**”-button.



If you have a firmware package selected all included firmware files (FPGA, RFC or ACC) will be installed one after the other automatically.

5.4 Start update process

1. Click the “Start Update”-button. The progress bar indicates the progress of the update.

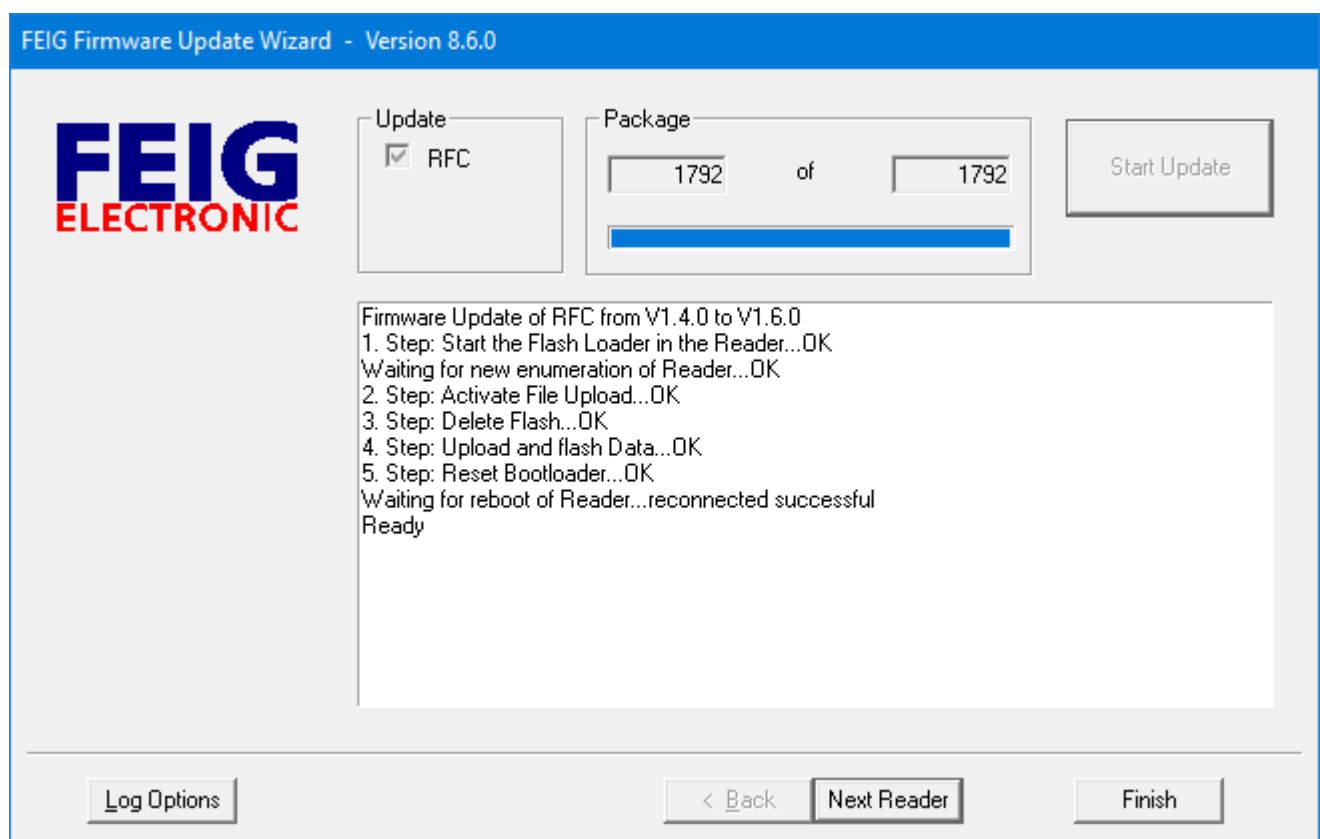
Do not interrupt this process!

Do not disconnect the power cable or the data cable!

While the update is running you cannot finish the program manually!

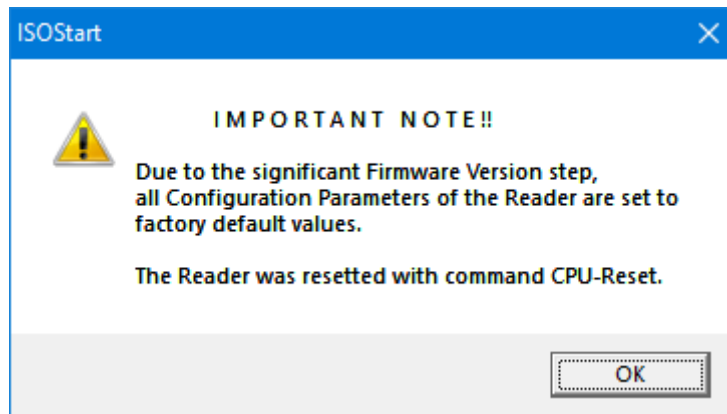
Please wait!

Do not close the program by using the Windows® Task Manager!

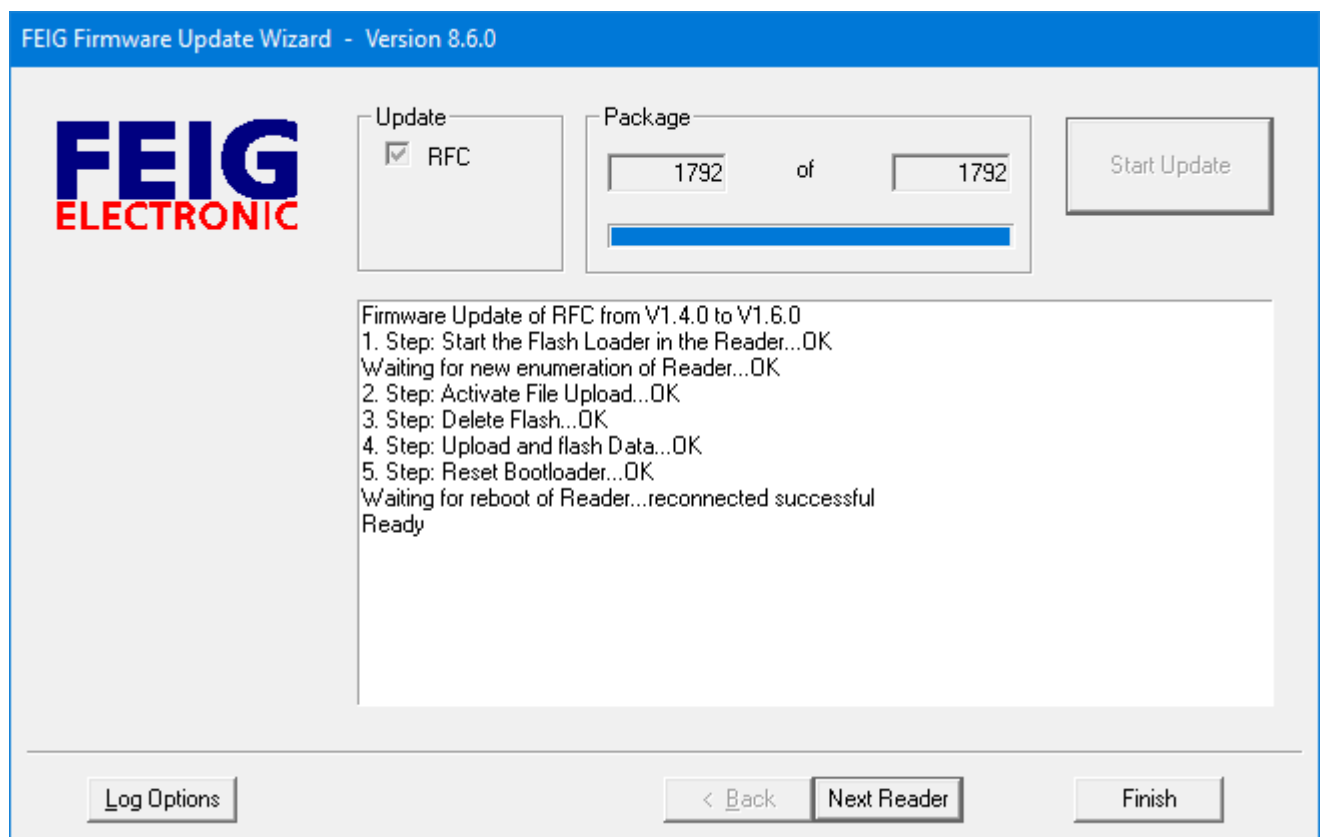


5.4.1 Finishing Update

If a significant firmware version step has taken place all configuration parameters will be set to factory default values. Afterwards the reader needs to be rebooted manually. If this is necessary the Update Tool will offer you the possibility to do this by software command.



After receiving the message “**Ready**” the tool can be closed by clicking on the “Finish”-button.



Now you can finish the **FEIG Firmware Update Tool** or you can click on “Next Reader” and can perform a second update on the same or a second reader.

After the successful installation of the new firmware the current version of the ISOStart demo program should be used to test the reader. The current ISOStart version can be downloaded from the download area of FEIG ELECTRONIC GmbH.

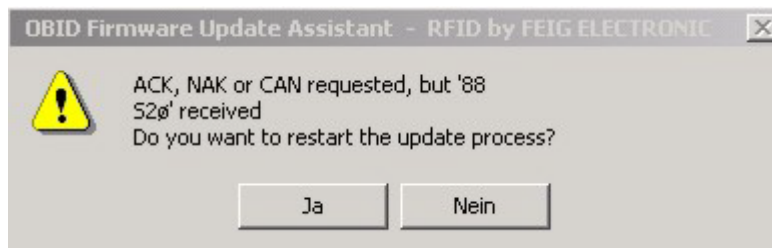
6 If the update failed

6.1 Restart Update

If the update process does not come to the end with the message “Ready”, please do **not** perform a CPU-Reset or switch OFF and On the reader.

The program gives you the possibility to run the update process a second time.

After receiving a message like it is shown in the picture below please Click the “Yes”-button and try it again.



6.2 Update using the hardware flash loader

If the update failed again you can perform an update using a hardware flash loader as it is described in the firmware update application note of the corresponding reader.

This is only possible by the reader:

- ID ISC.PR/MR/PRH101 (see application note: [N60500-1e-ID-B.pdf](#))
- ID ISC.M02 (see application note: [N21101-xy-ID-B.pdf](#))
- ID CPR.M02 (See application note: [N30201-xy-ID-B.pdf](#))
- ID CPR.02 (See application note: [N30201-xy-ID-B.pdf](#))
- ID ISC.MRU200 (See application note: [N80060-0e-ID-A.pdf](#))

Other reader types have to be send to FEIG ELECTRONIC GmbH for repair.